

## Message from the School

Founded in 2003, DC Prep is one of the highest-performing networks of public charter schools in Washington. Using the Universal Design for Learning Framework and the Response to Intervention Model, our faculty invest in building strong interpersonal relationships with students, leveraging a deep understanding of our students' identities and needs to create a compassionate, student-centered, rigorous learning environment where all students are able to better access and engage in academic and social-emotional learning.



📍 707 EDGEWOOD STREET NE, Washington, DC 20017  
 🏠 Ward 5  
 📞 (202) 635-4411

### School Instructional Hours

**Monday:** 08:00 AM - 03:45 PM  
**Tuesday:** 08:00 AM - 03:45 PM  
**Wednesday:** 08:00 AM - 02:00 PM  
**Thursday:** 08:00 AM - 03:45 PM  
**Friday:** 08:00 AM - 03:45 PM

**Total Students (2021-22 Ever-Enrolled):** 456

**Total Teachers:** 35

**Total School Leaders:** 5

**Grades Served:** PK3, PK4, KG, 1, 2, 3

**Principal:** Jonathan Caldera

**Title-I Status:** Yes

**Local Education Agency (LEA):** DC Prep PCS

**School Uniforms Required:** Yes

**Bus Line(s):** D8, G8

**Metro Line(s):** Brookland-CUA; Rhode Island Ave

**Before Care Offered:** No

**After Care Offered:** Yes

- **Cost:** Sliding Scale

### School Program Information

Extended day

### Parent Organization

**Parent Organization Offered:** Yes

**Parent Organization Contact:** Tara O'Flaherty (toflaherty@dcprep.org)

**Parent Organization Website:** Not Provided

### Extracurricular & Enrichment Activities

Partnership with Beacon House  
 Partnership with Dance Place

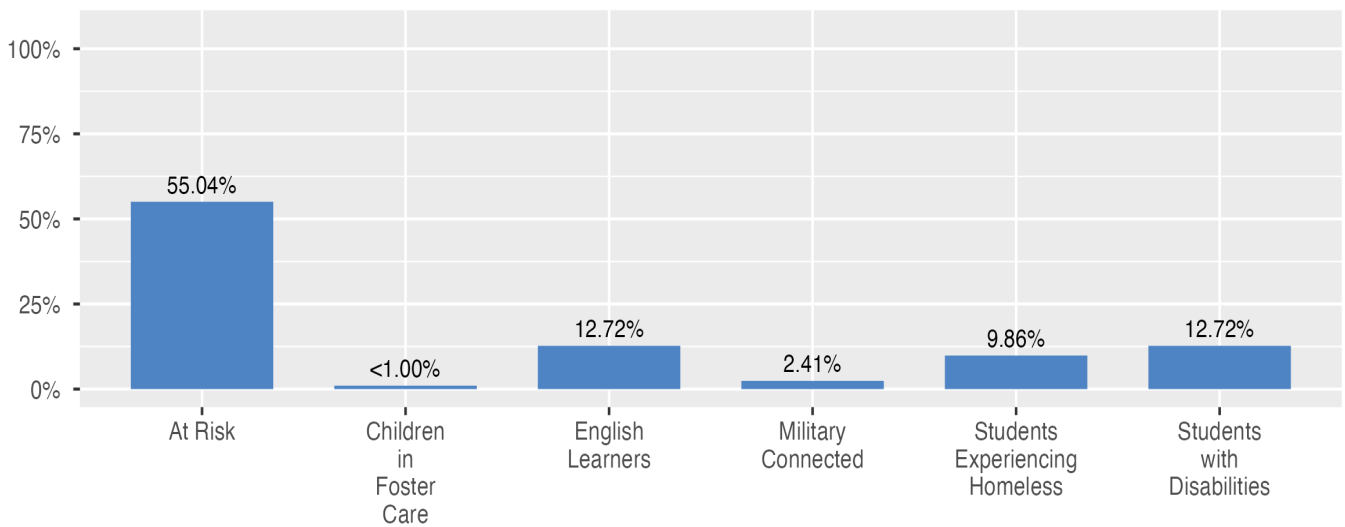
## School Enrollment

The ever-enrolled count is the total number of students who are enrolled at any point during the school year; a student who attends a school for one day or 180 days is counted the same way. For this reason, the ever-enrolled count will always be larger than the audit count.

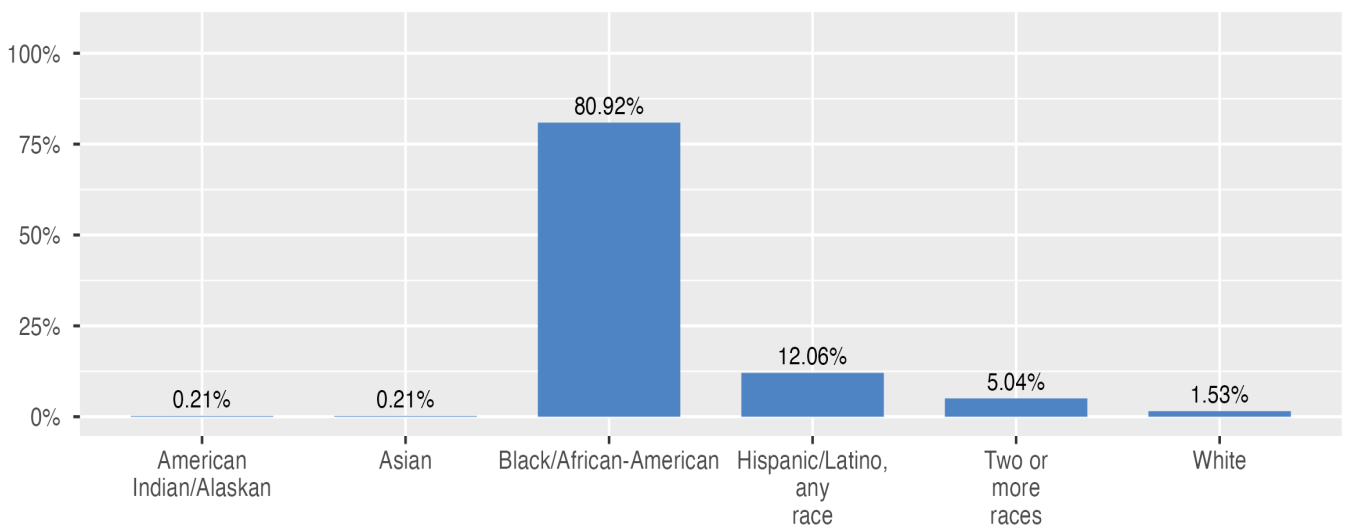
**2021-22 Ever-Enrolled by Grade Level**

PK3	PK4	KG	Grade 01	Grade 02	Grade 03
68	87	78	74	75	74

**Enrollment by Student Group**



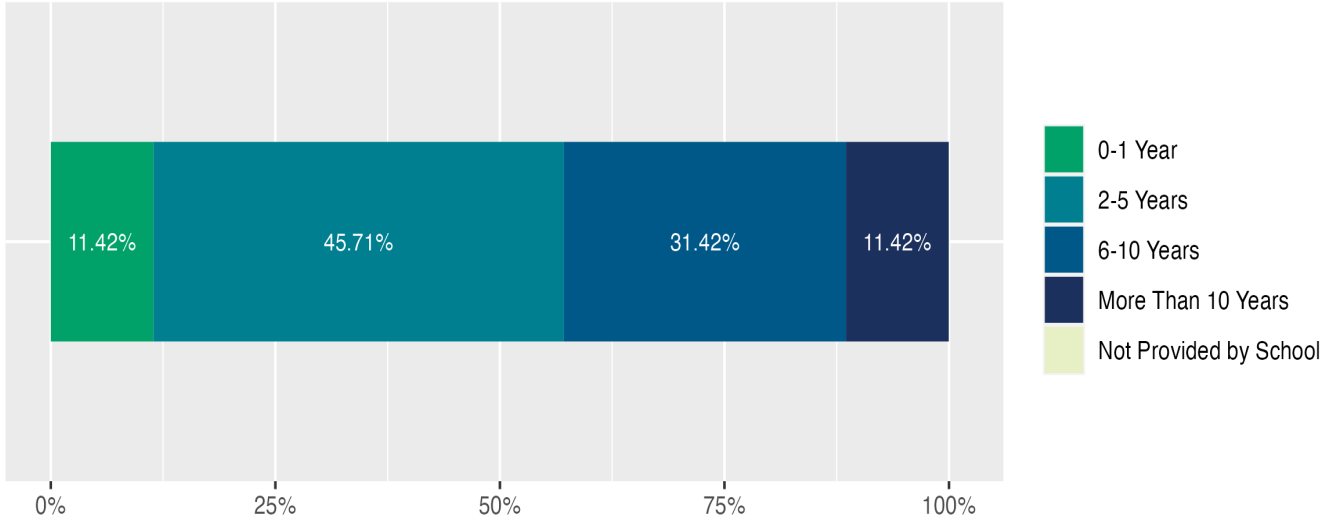
**Enrollment by Race/Ethnicity**



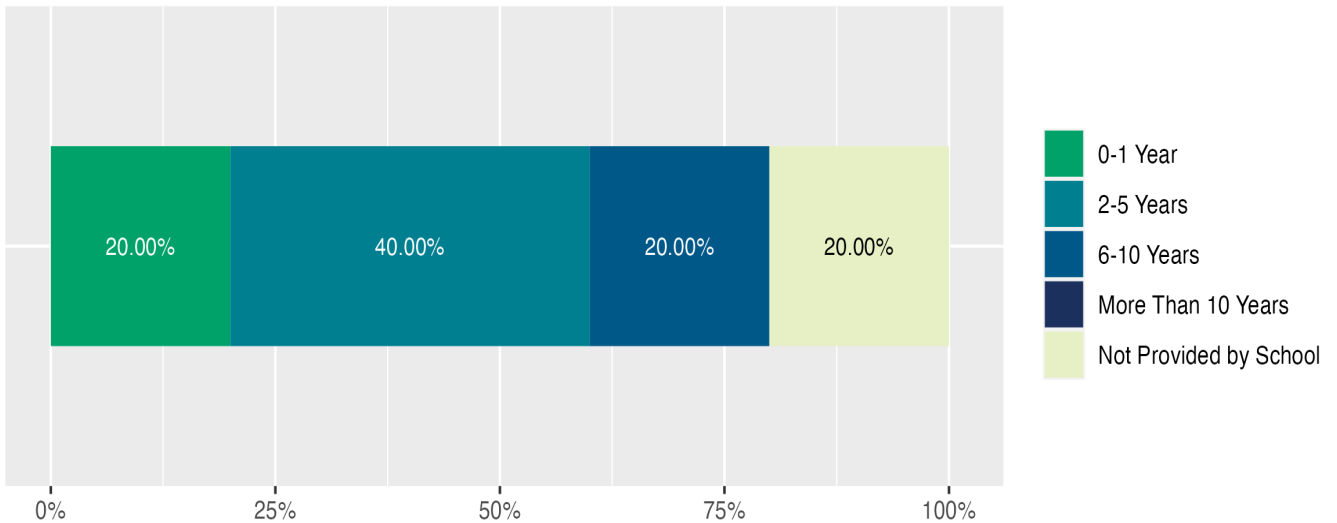
## Teacher and School Leader Data

This page includes information about teacher experience levels in DC Public Schools and public charter schools. For DC Public Schools, it also includes information about credentialed and in-field teachers.

Teacher - Years of Experience



School Leader - Years of Experience

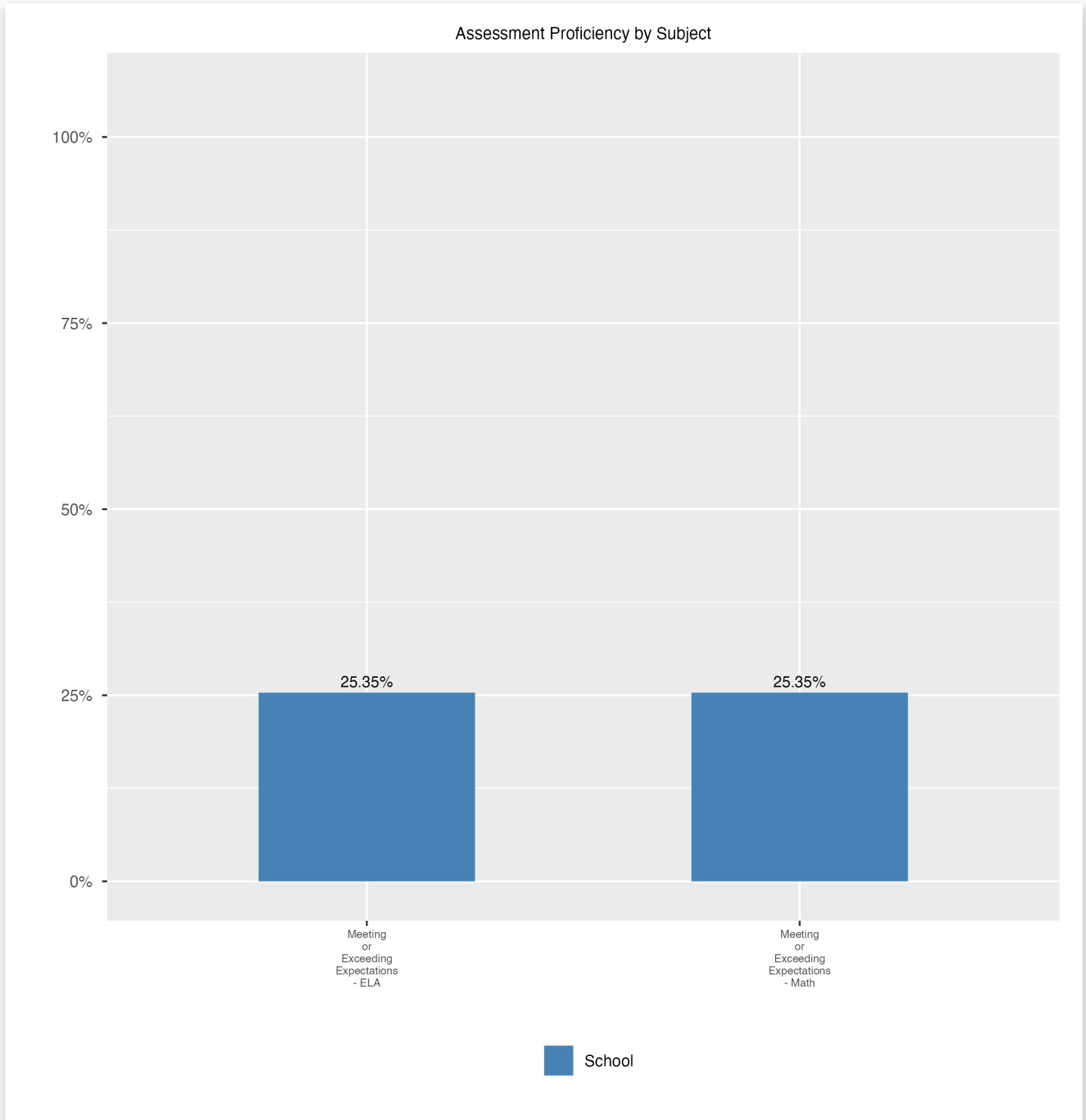


## School Safety and Discipline

Information about discipline and school safety in DC, in accordance with the U.S. Department of Education's Civil Rights Data collection, including suspensions and expulsions for students, school related arrests, reported incidents of violence, bullying, and harassment are available in the OSSE Discipline report and data files (<https://osse.dc.gov/page/data-and-reports-0>).

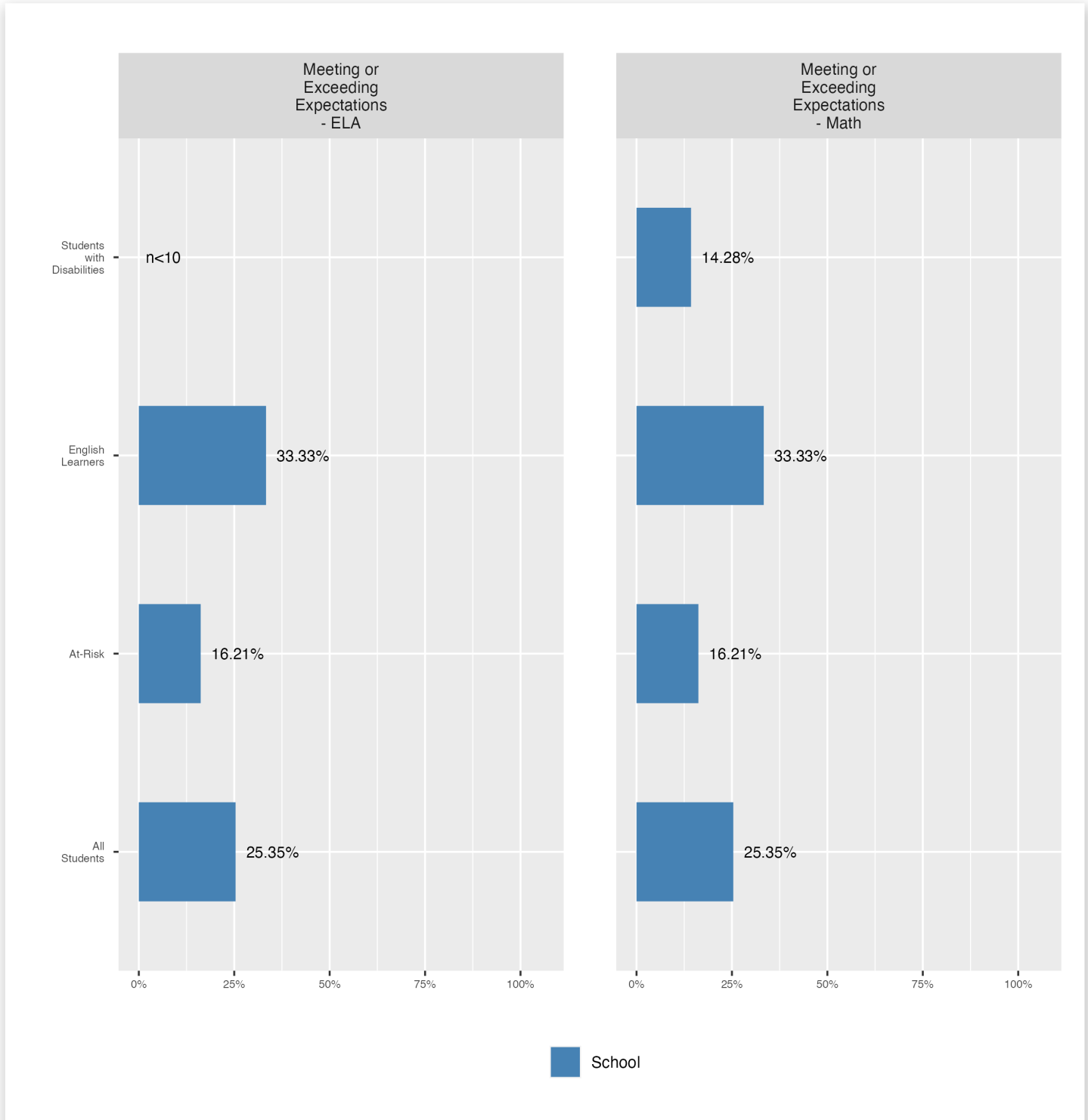
## Assessment Proficiency by Subject

This page shows the percentage of students meeting or exceeding grade -or course- level expectations on statewide assessments in English language arts/literacy (ELA), mathematics, and science.



## Assessment Proficiency by Group

This page shows the percentage of specific groups of students meeting or exceeding grade- or course-level expectations on statewide assessments.

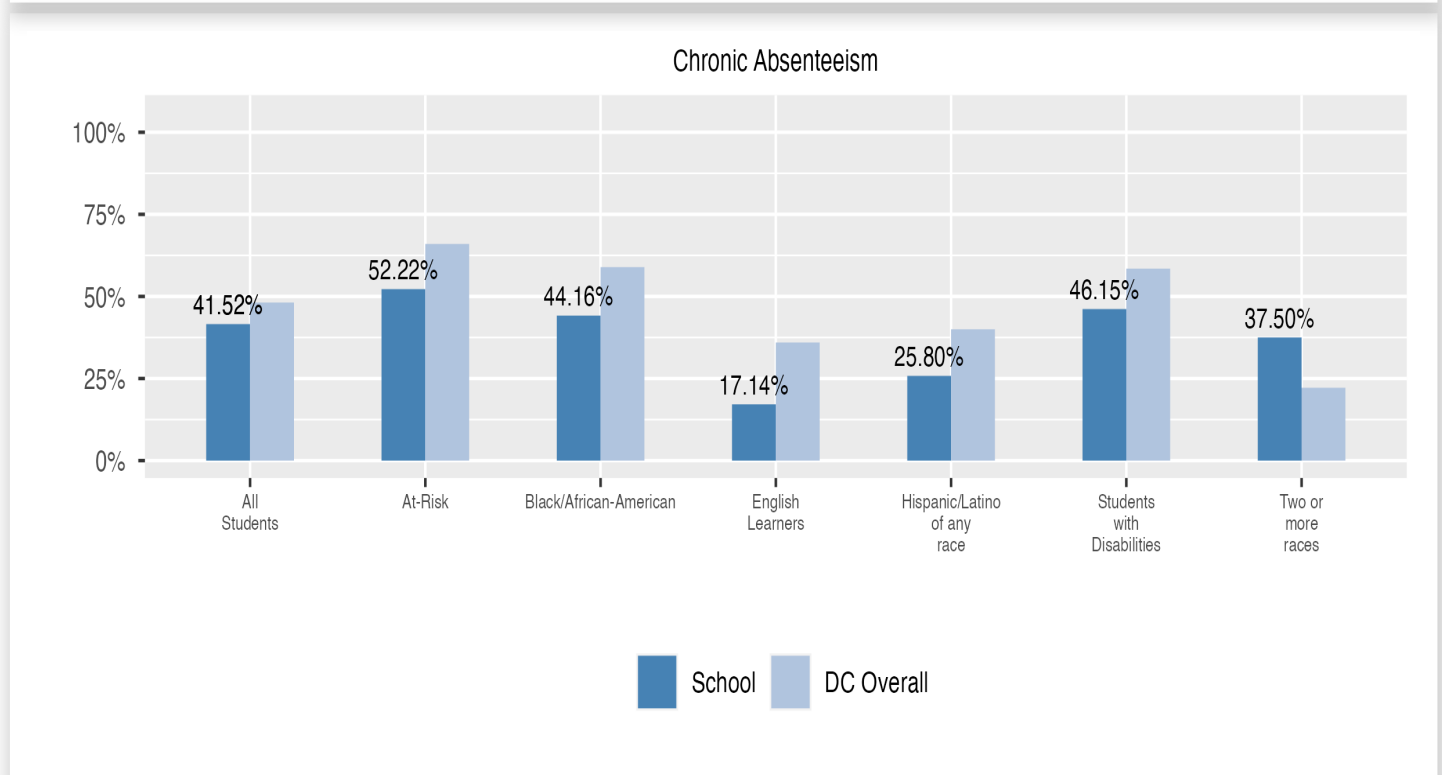
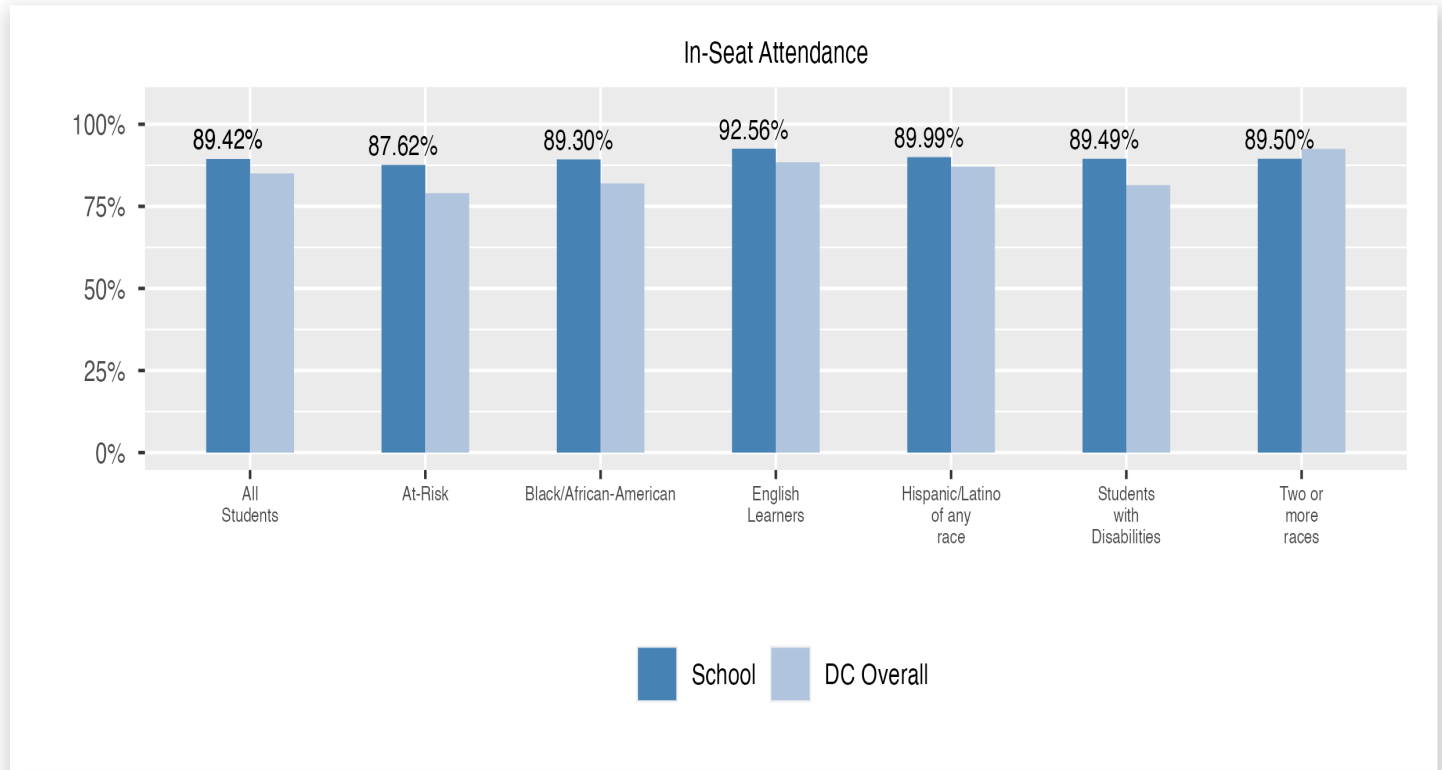


## Proficiency by Subject

Statewide assessments in science are administered to students in grades 5 and 8, and students enrolled in high school biology. Missing data indicates that a school does not serve students required to take statewide science assessments.

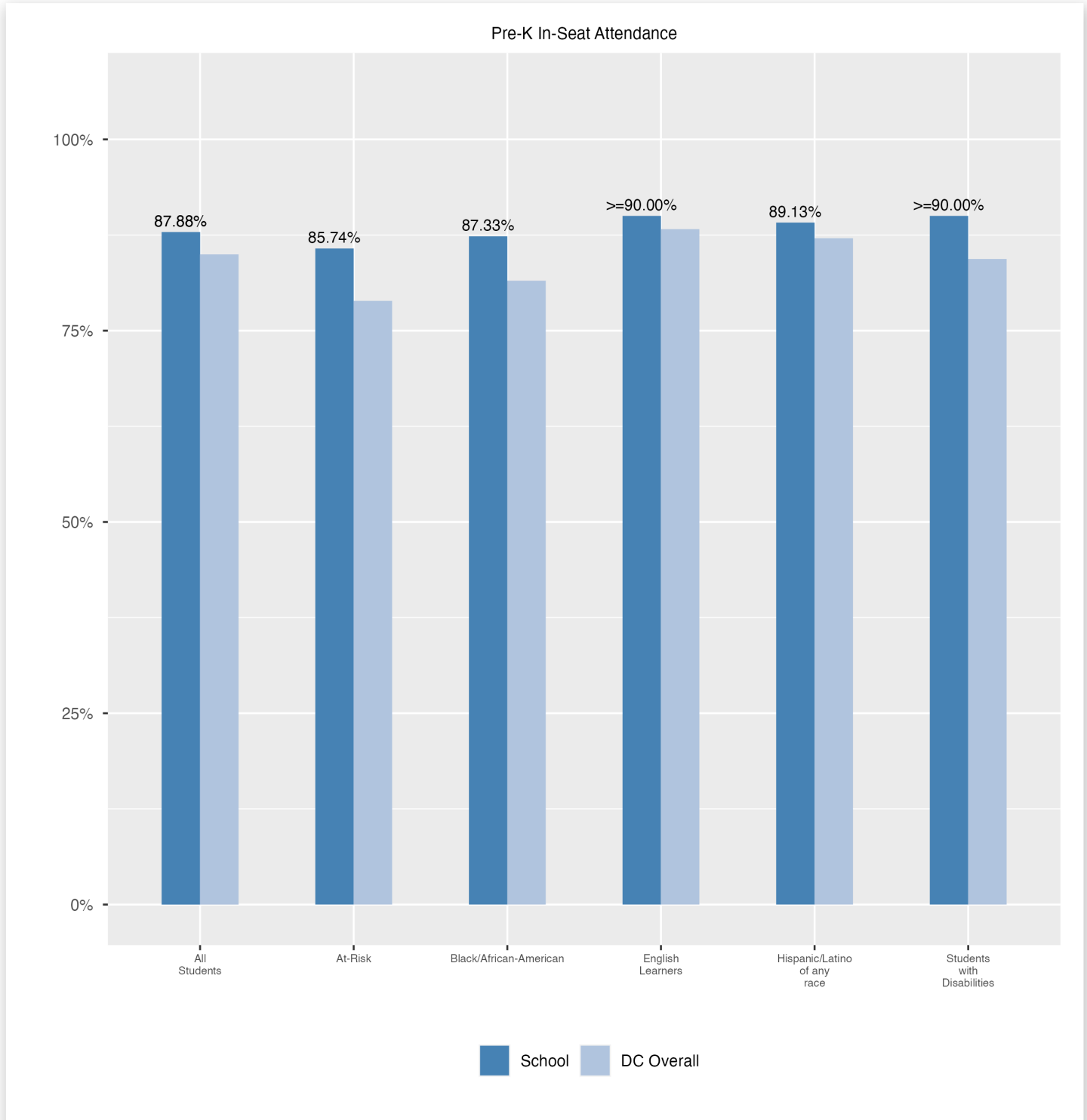
## Attendance

Review information on attendance below, including in-seat attendance for all students (there is a separate measure of attendance for pre-K students, since pre-K is not compulsory), and the percentage of students chronically absent, meaning that they miss at least 10% of the school days for which they are enrolled throughout the school year at the school.



## Pre-K In-Seat Attendance

Review information on attendance at the school. This includes in-seat attendance for all students (including a separate measure of attendance for pre-K students, since pre-K is not compulsory), the percentage of students chronically absent, meaning that they miss at least 10% of the school days for which they are enrolled throughout the school year at the school.



## Student Enrollment Changes

Explore information on how much the population at the school changes throughout the year or from year to year. It shows information about changes in enrollment, including whether students leave or enter the school mid-year, and whether eligible students choose to re-enroll in the school.

